

Simposio REHA TICINO 2023

Simposio REHA TICINO

Giovedì 27 aprile 2023, dalle 13.00 alle 17.30

L'importanza di un approccio interdisciplinare
nella presa in carico delle disfunzioni pelvi
perineali: la nostra esperienza



La prostatectomia radicale robotica: come preservare la continenza urinaria post-operatoria

Prof. Dr. med. Nicola Fossati
EOC Ospedale Regionale di Lugano
USI Università della Svizzera Italiana
Nicola.Fossati@eoc.ch

La prostatectomia radicale robotica: come preservare la continenza urinaria post-operatoria

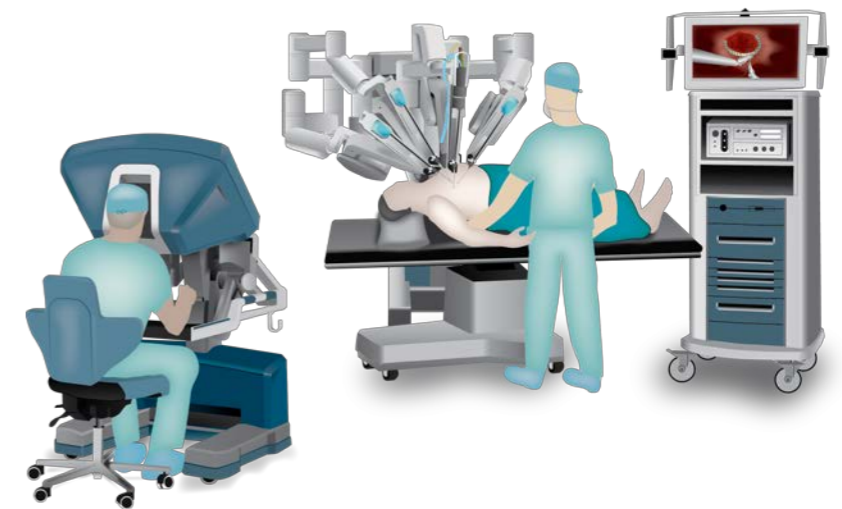

- ❑ Chirurgia robotica – specifiche tecniche
- ❑ Prostatectomia radicale – specifiche anatomiche
- ❑ Incontinenza urinaria – definizione e frequenza
- ❑ Fattori predittivi di incontinenza
- ❑ Strategie preventive e terapeutiche

La prostatectomia radicale robotica: come preservare la continenza urinaria post-operatoria

- Chirurgia robotica – specifiche tecniche**
- Prostatectomia radicale – specifiche anatomiche
- Incontinenza urinaria – definizione e frequenza
- Fattori predittivi di incontinenza
- Strategie preventive e terapeutiche

Chirurgia robotica – specifiche tecniche

- Il robot **NON** agisce in autonomia
- Il robot è uno strumento utilizzato dal chirurgo
- Il robot è interposto tra chirurgo e paziente



Chirurgia robotica – specifiche tecniche

Tre componenti integrate:

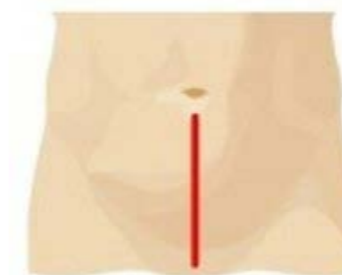
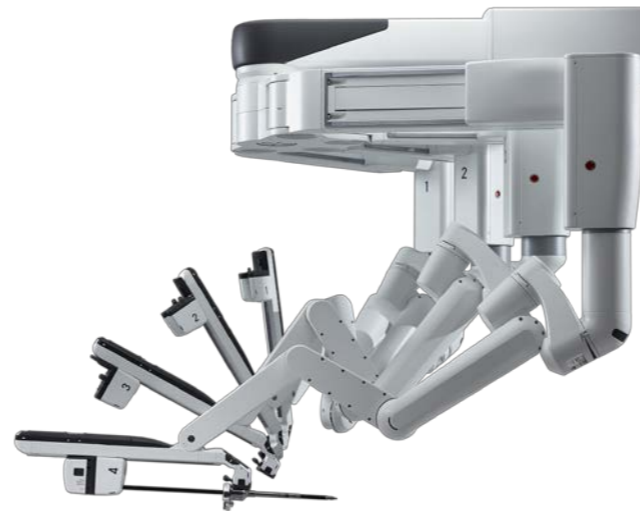
- 1) Patient cart
- 2) Surgeon console
- 3) Vision cart



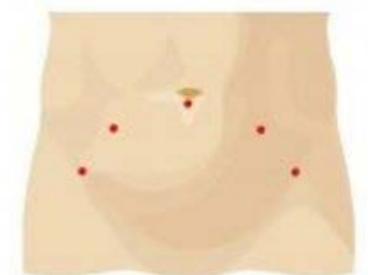
Chirurgia robotica – specifiche tecniche

Patient cart:

- 4 bracci
- Trocar 8 mm
- Rotazione 270°



Chirurgia open

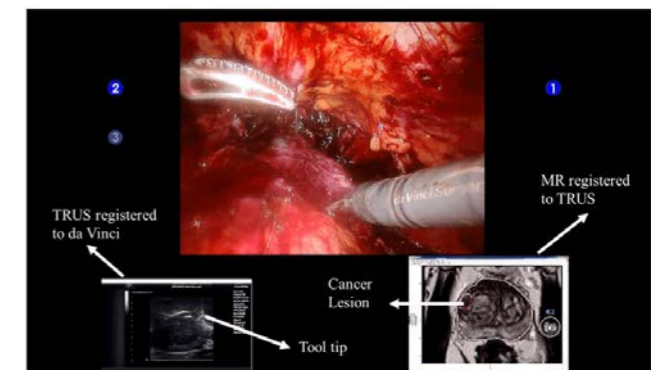


Chirurgia robotica da Vinci

Chirurgia robotica – specifiche tecniche

Surgeon console:

- Visione 3D HD (15x)
- Strumenti EndoWrist
- Visualizzazione TilePro



Chirurgia robotica – specifiche tecniche

Vision cart:

- Advanced vision technology
- Advanced energy technology
- Communications across system components

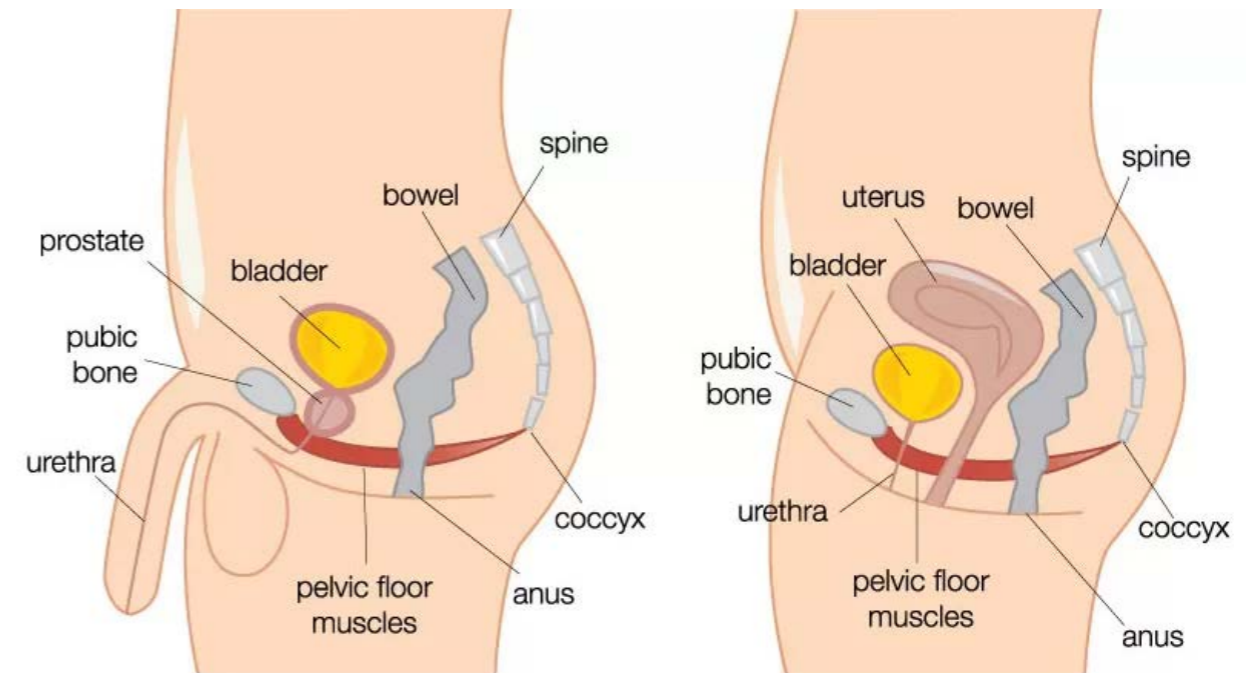


La prostatectomia radicale robotica: come preservare la continenza urinaria post-operatoria

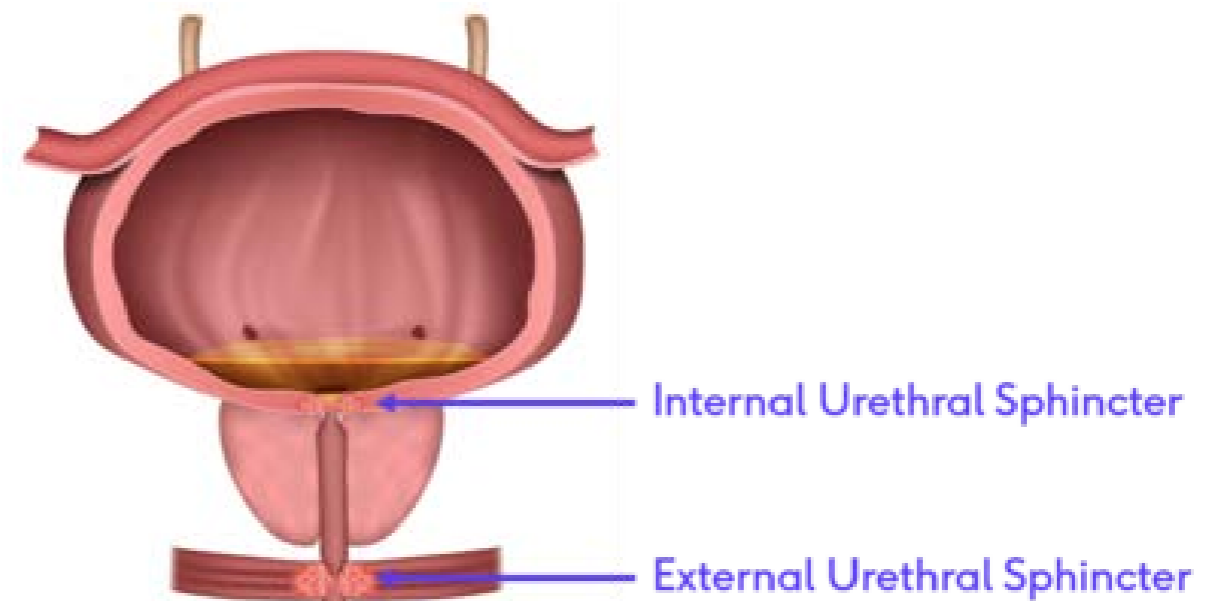
- ❑ Chirurgia robotica – specifiche tecniche
- ❑ **Prostatectomia radicale – specifiche anatomiche**
- ❑ Incontinenza urinaria – definizione e frequenza
- ❑ Fattori predittivi di incontinenza
- ❑ Strategie preventive e terapeutiche

Prostatectomia radicale – specifiche anatomiche

- ✓ Sfintere uretrale interno
- ✓ Sfintere uretrale esterno
- ✓ Pavimento pelvico



© Continence Foundation of Australia



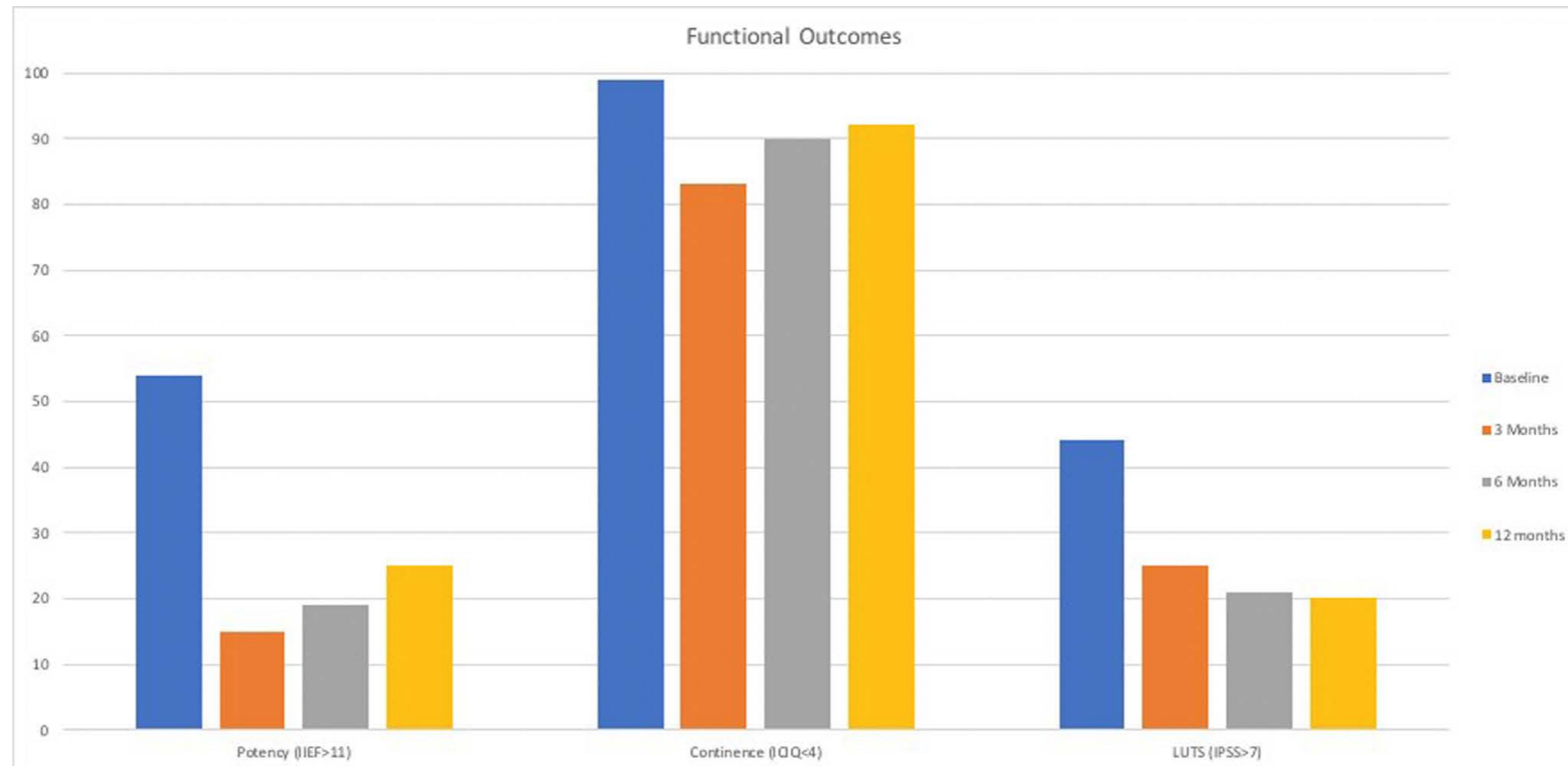
La prostatectomia radicale robotica: come preservare la continenza urinaria post-operatoria

- ❑ Chirurgia robotica – specifiche tecniche
- ❑ Prostatectomia radicale – specifiche anatomiche
- ❑ **Incontinenza urinaria – definizione e frequenza**
- ❑ Fattori predittivi di incontinenza
- ❑ Strategie preventive e terapeutiche

Incontinenza urinaria - definizione

- ***Urgency Urinary Incontinence*** is the complaint of involuntary leakage accompanied by or immediately preceded by urgency.
- ***Stress Urinary Incontinence*** is the complaint of involuntary leakage on effort or exertion, or on sneezing or coughing.
- ***Mixed Urinary Incontinence*** is the complaint of involuntary leakage associated with urgency and also with effort, exertion, sneezing and coughing.

Incontinenza urinaria - frequenza



- 4603 patients
- Single centre
- Continence definition: no pad

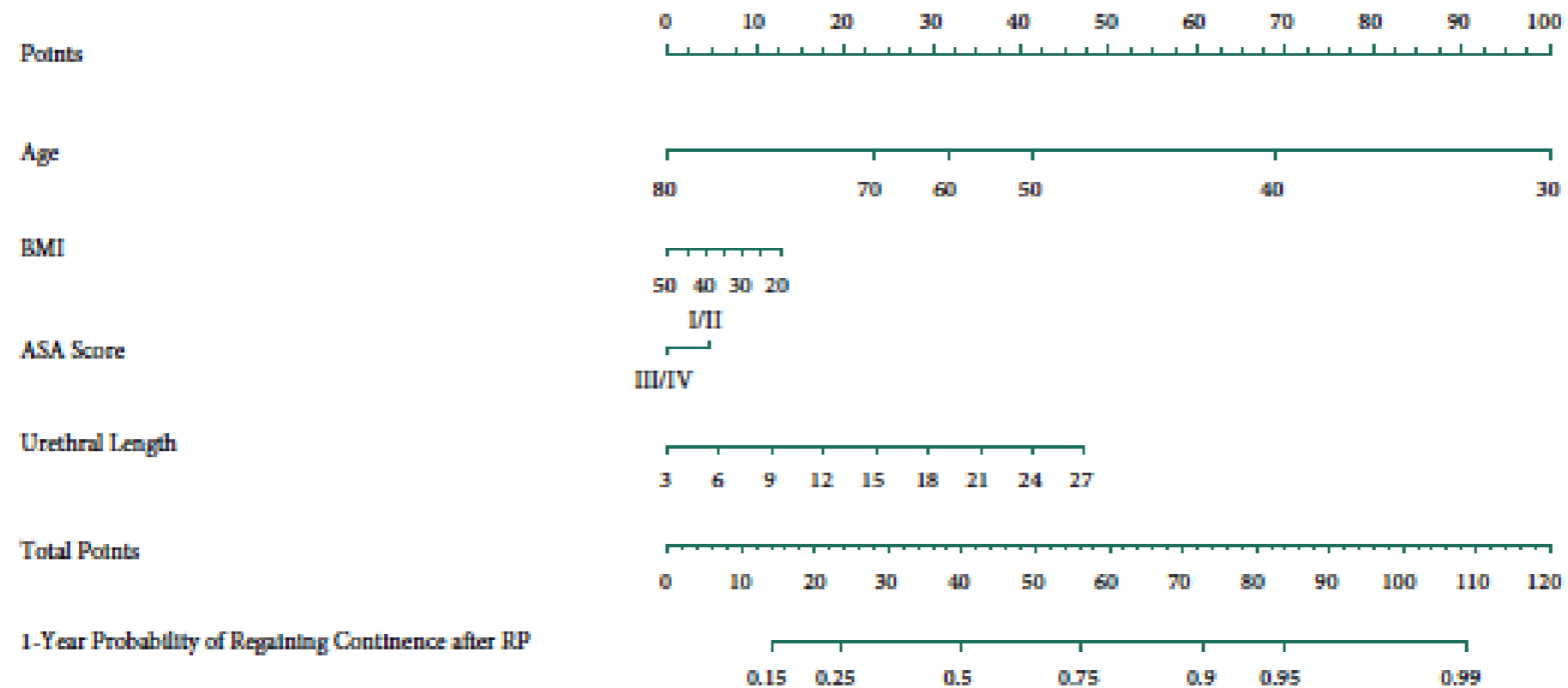
La prostatectomia radicale robotica: come preservare la continenza urinaria post-operatoria

- ❑ Chirurgia robotica – specifiche tecniche
- ❑ Prostatectomia radicale – specifiche anatomiche
- ❑ Incontinenza urinaria – definizione e frequenza
- ❑ **Fattori predittivi di incontinenza**
- ❑ Strategie preventive e terapeutiche

Fattori predittivi di incontinenza

Preoperative predictive model of recovery of urinary continence after radical prostatectomy

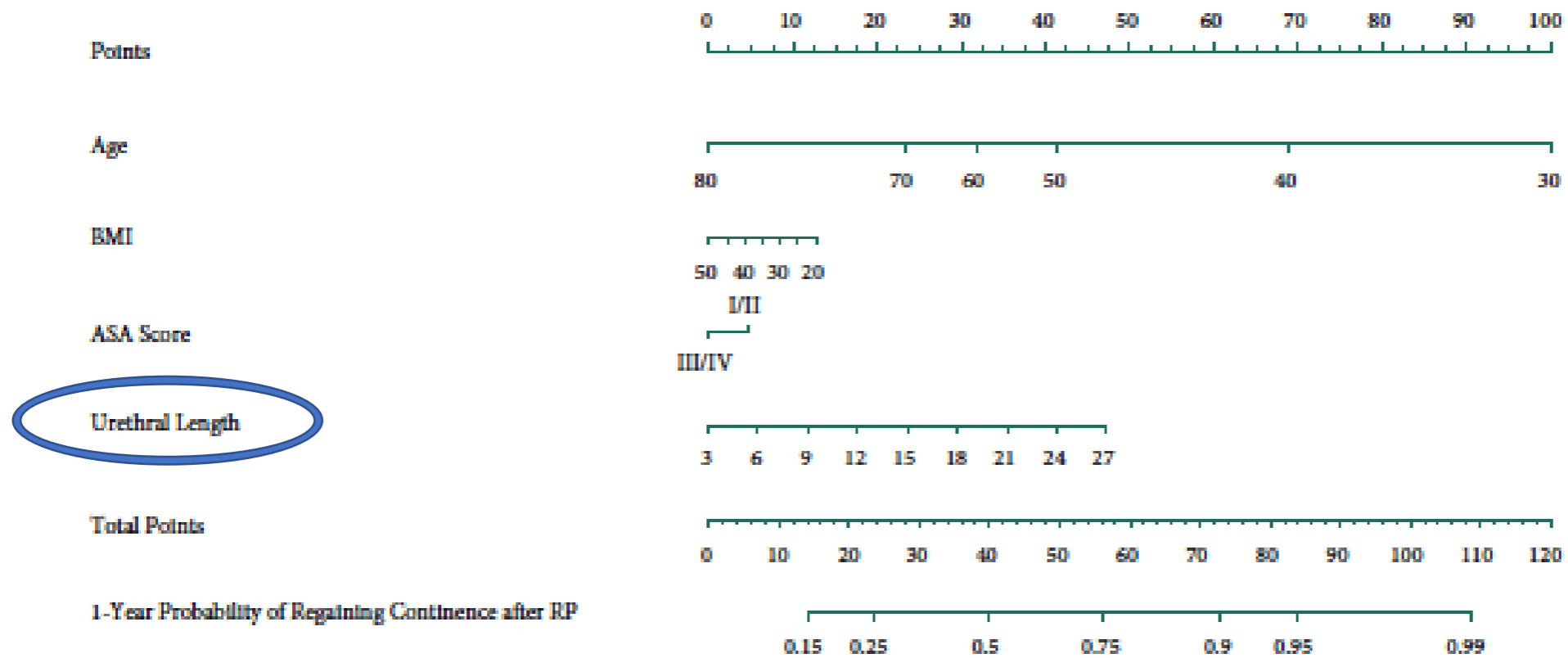
Fig. 1 Preoperative nomogram for predicting the probability of continence recovery after RP (12 months).



Fattori predittivi di incontinenza

Preoperative predictive model of recovery of urinary continence after radical prostatectomy

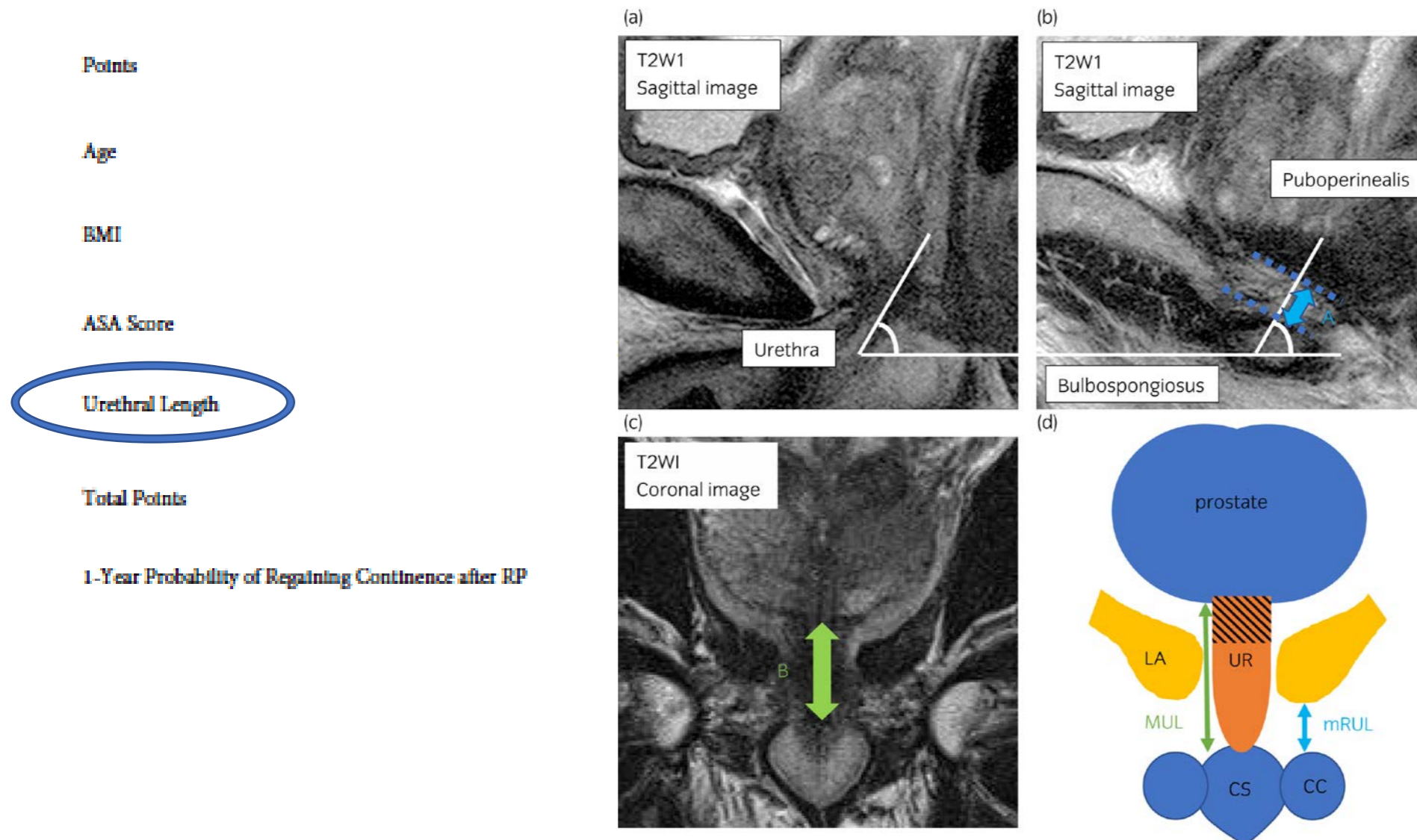
Fig. 1 Preoperative nomogram for predicting the probability of continence recovery after RP (12 months).



Fattori predittivi di incontinenza

Preoperative predictive model of recovery of urinary continence after radical prostatectomy

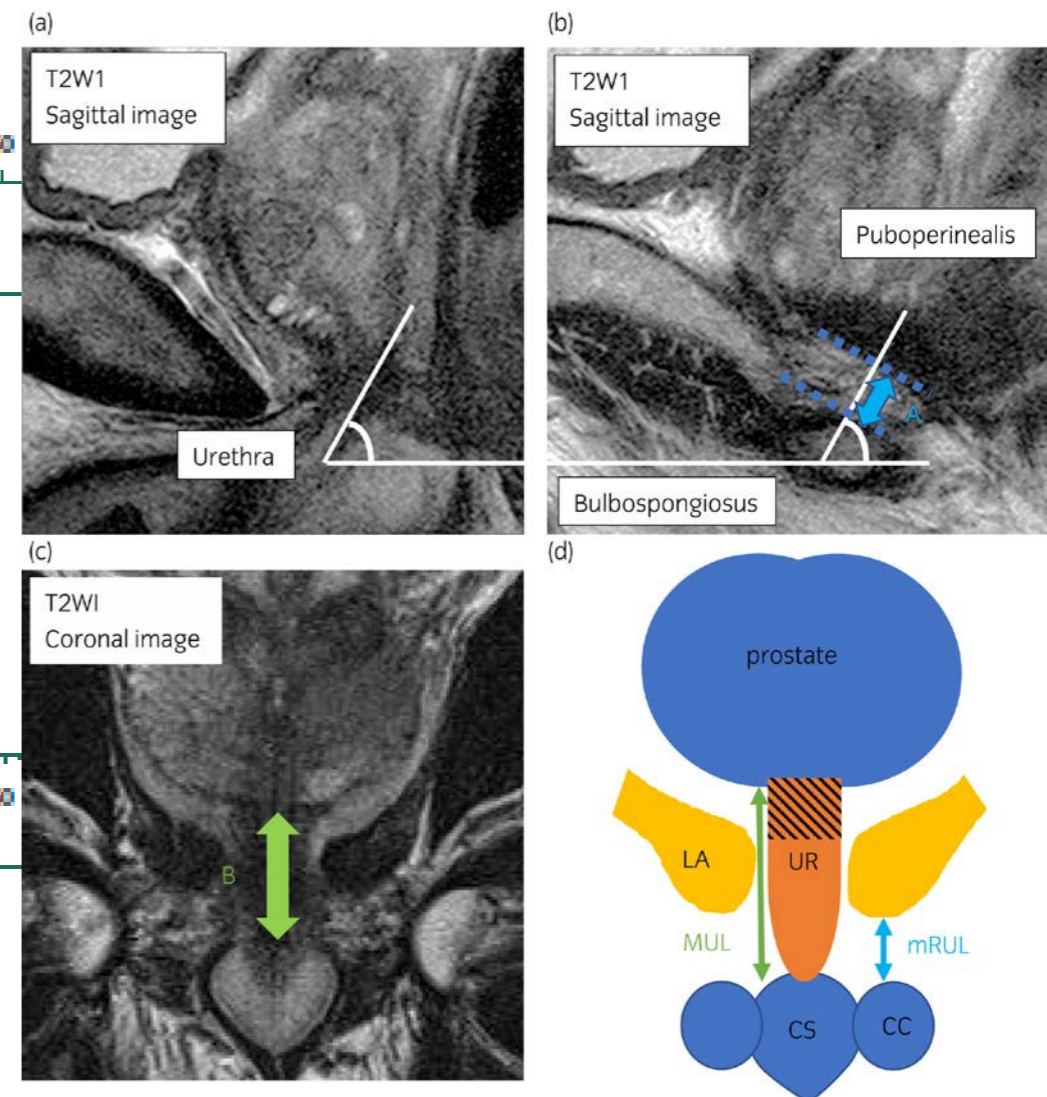
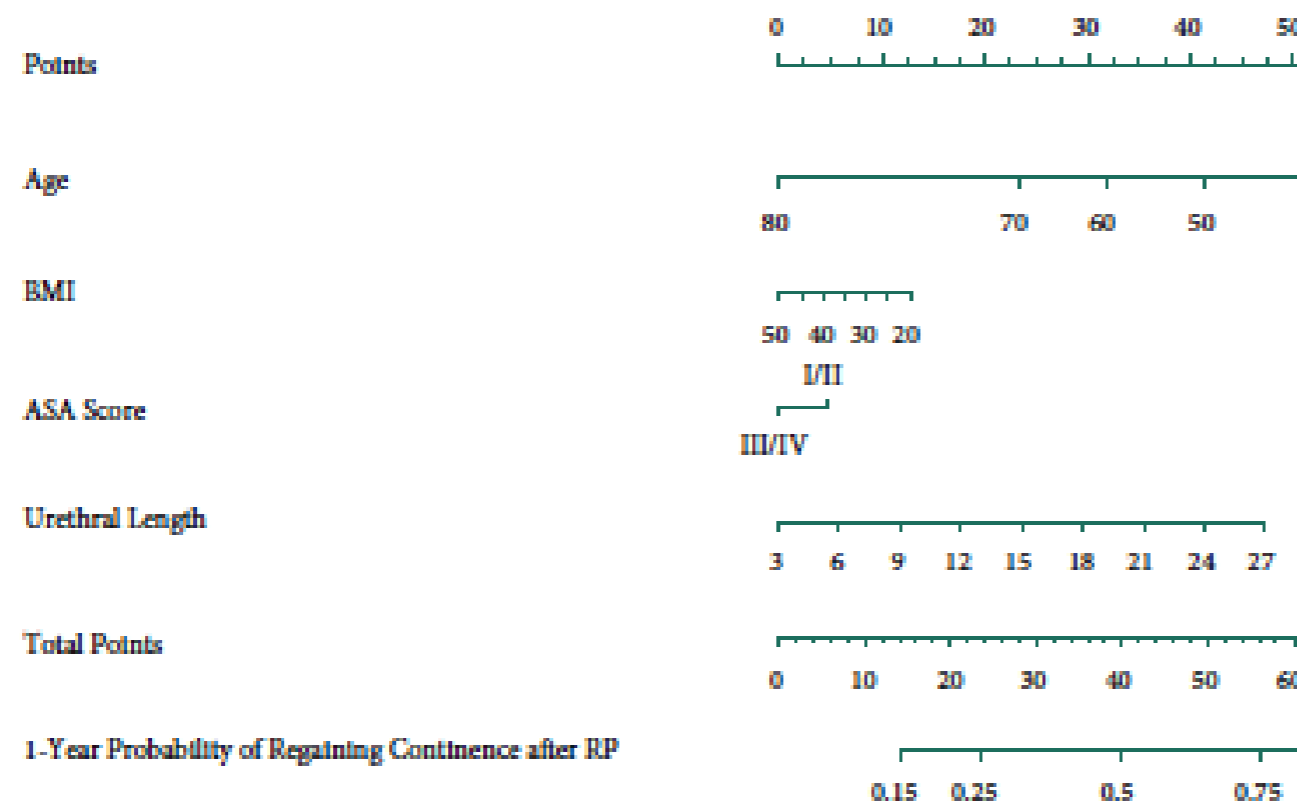
Fig. 1 Preoperative nomogram for predicting the probability of continence recovery after RP (12 months).



Matsushita K, BJUI 2015

Preoperative predictive model of recovery of urinary continence after radical prostatectomy

Fig. 1 Preoperative nomogram for predicting the probability of continence recovery after RP (12 months).



La prostatectomia radicale robotica: come preservare la continenza urinaria post-operatoria

- ❑ Chirurgia robotica – specifiche tecniche
- ❑ Prostatectomia radicale – specifiche anatomiche
- ❑ Incontinenza urinaria – definizione e frequenza
- ❑ Fattori predittivi di incontinenza
- ❑ **Strategie preventive e terapeutiche**

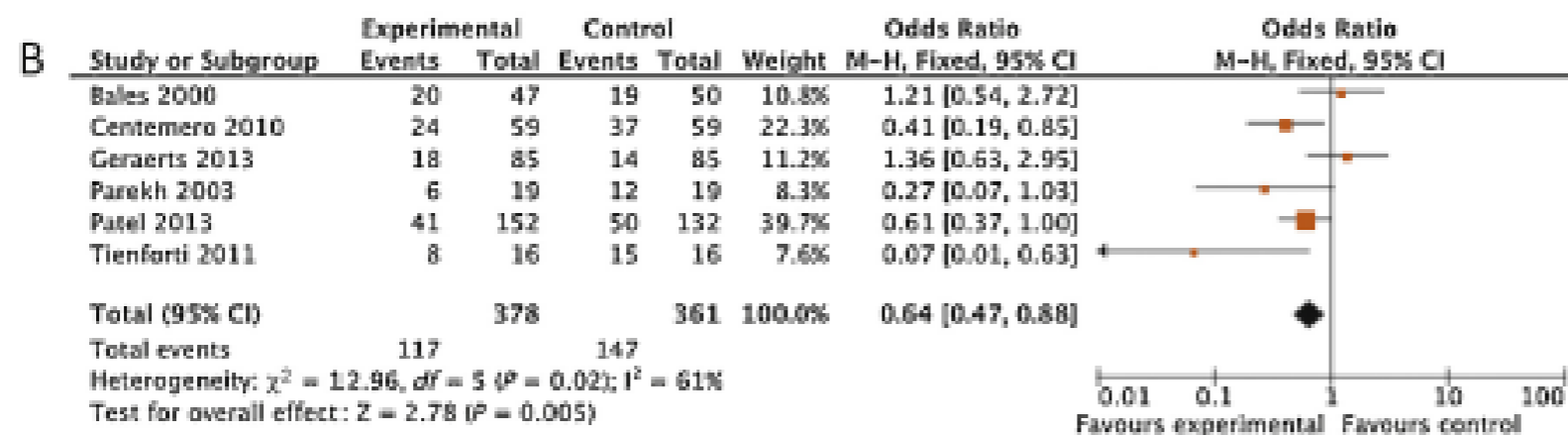
Strategie preventive e terapeutiche



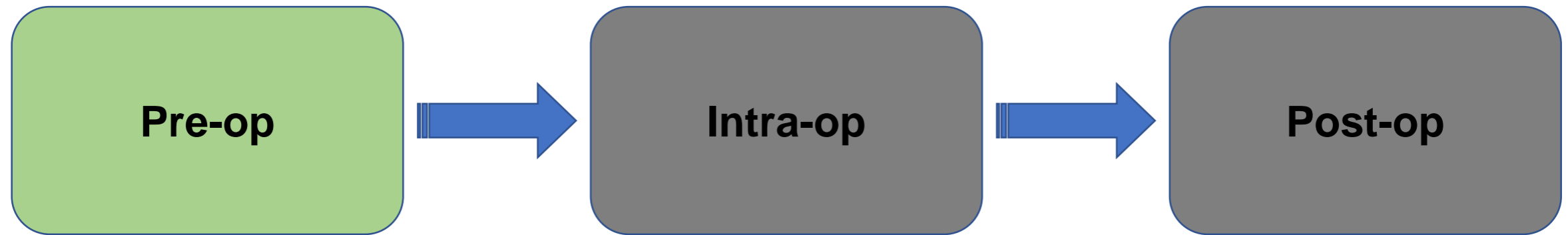
Strategie preventive e terapeutiche



Preoperative Pelvic Floor Muscle Exercise and Postprostatectomy Incontinence: A Systematic Review and Meta-analysis



Strategie preventive e terapeutiche



Pre-operative Pelvic floor muscle exercise

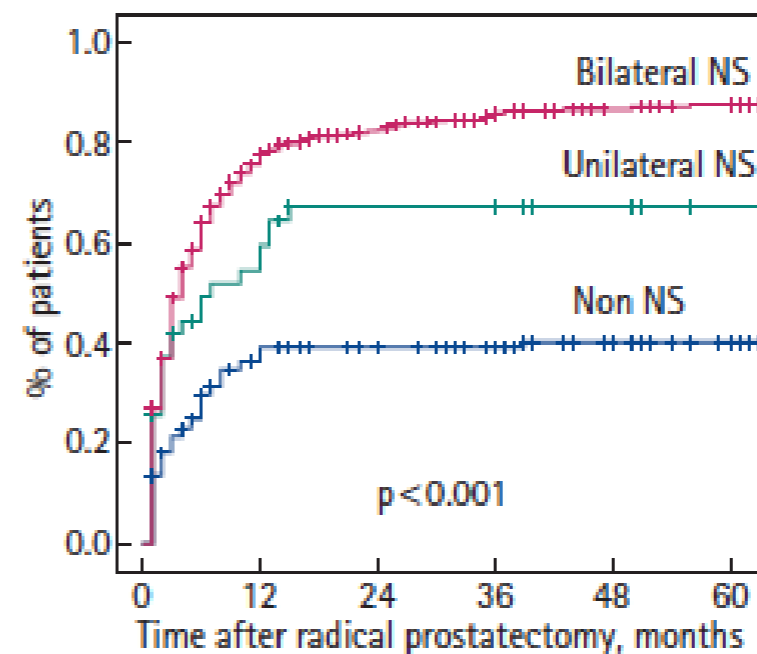
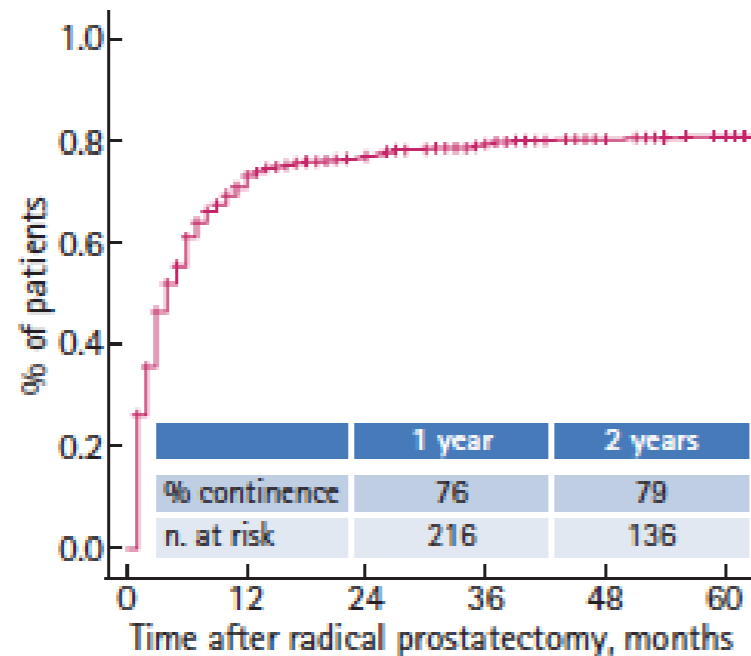
Strategie preventive e terapeutiche



Strategie preventive e terapeutiche

Nerve-sparing approach during radical prostatectomy is strongly associated with the rate of postoperative urinary continence recovery

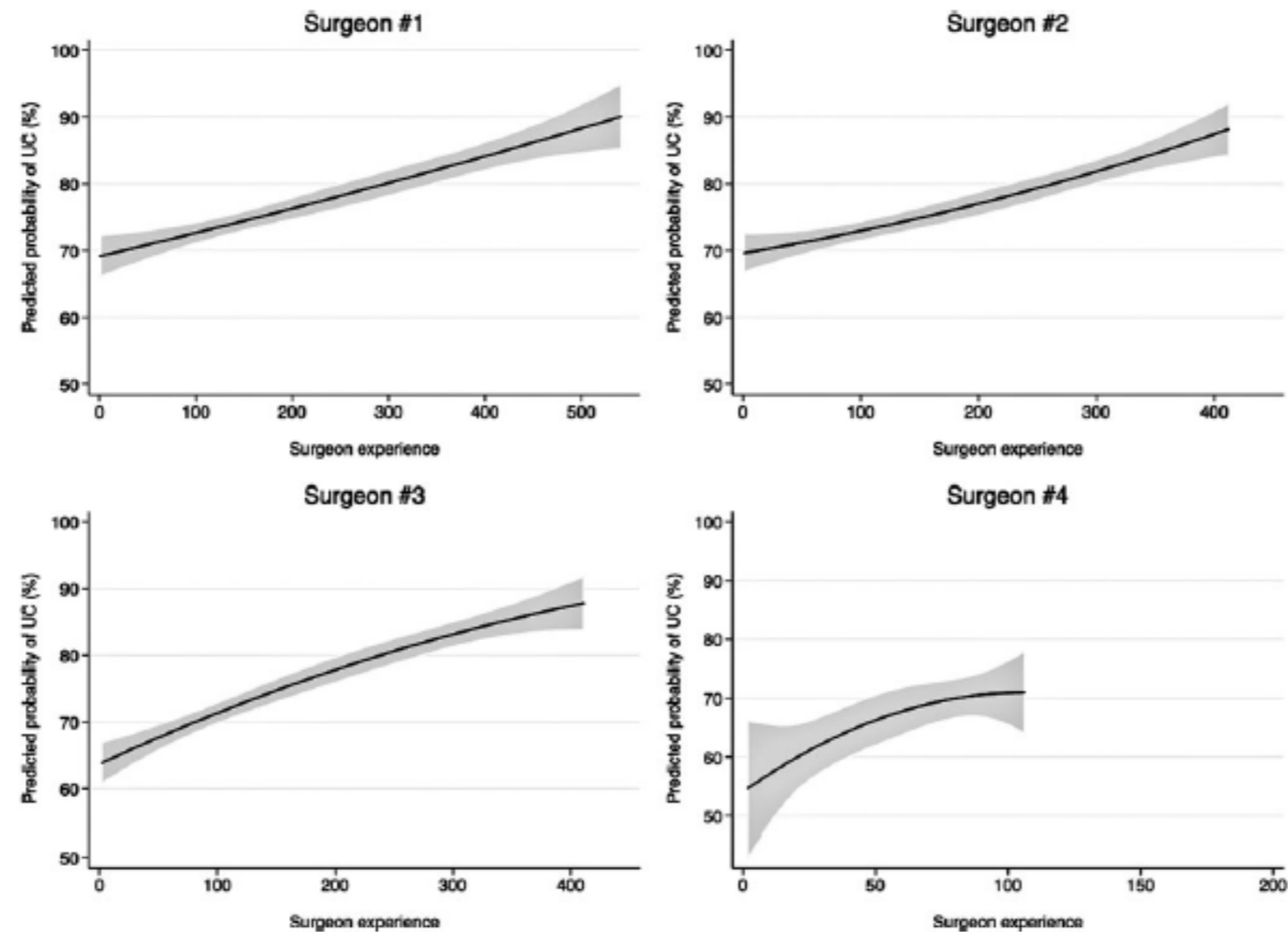
- 1249 patients
- Single centre
- Continence definition: no pad



Suardi N, BJUI 2012

Strategie preventive e terapeutiche

Assessing the Impact of Surgeon Experience on Urinary Continence Recovery After Robot-Assisted Radical Prostatectomy: Results of Four High-Volume Surgeons



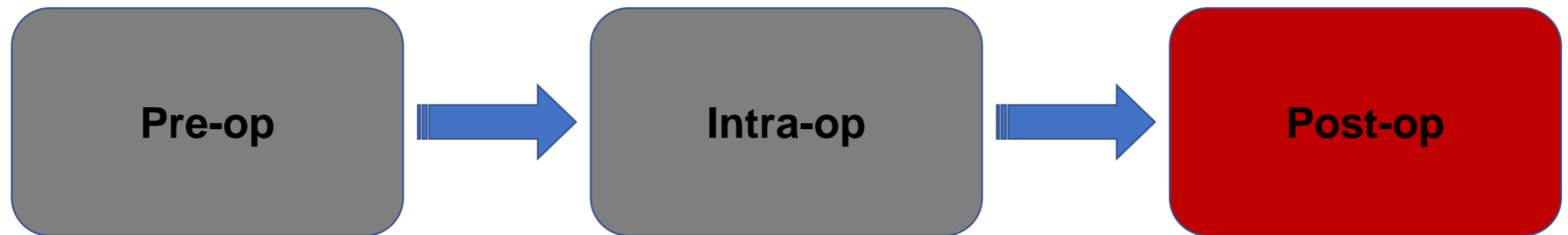
Fassati N, J Endourol 2017

Strategie preventive e terapeutiche



- **Nerve-sparing**
- Bladder neck preservation
- Posterior reconstruction
- **Surgeon experience**

Strategie preventive e terapeutiche



Conservative Management:

- Lifestyle intervention (obesity, smoking, level of physical activity and diet)
- Post operative Pelvic Floor Muscle Training (Kegel +/- biofeedback and electrical stimulation)

Strategie preventive e terapeutiche

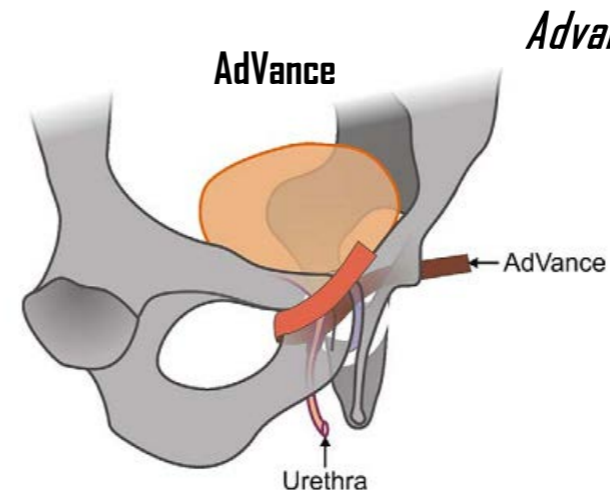
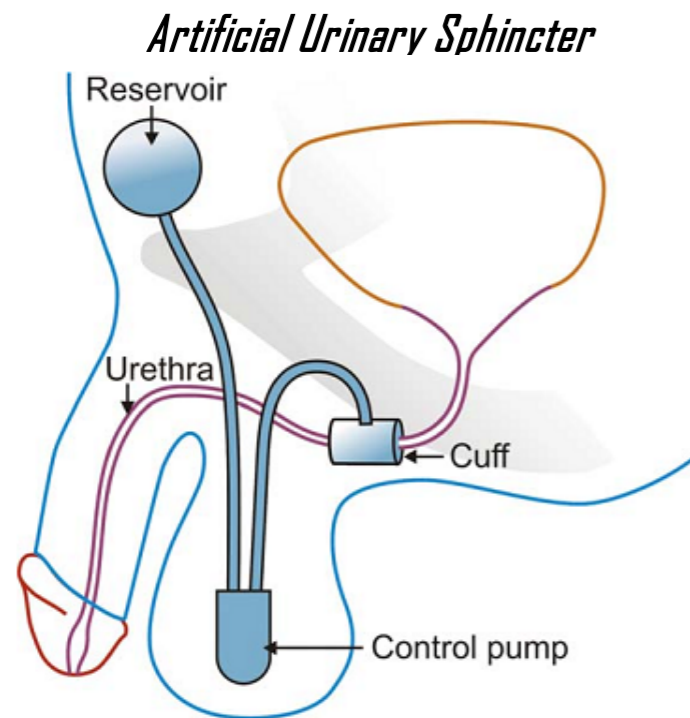
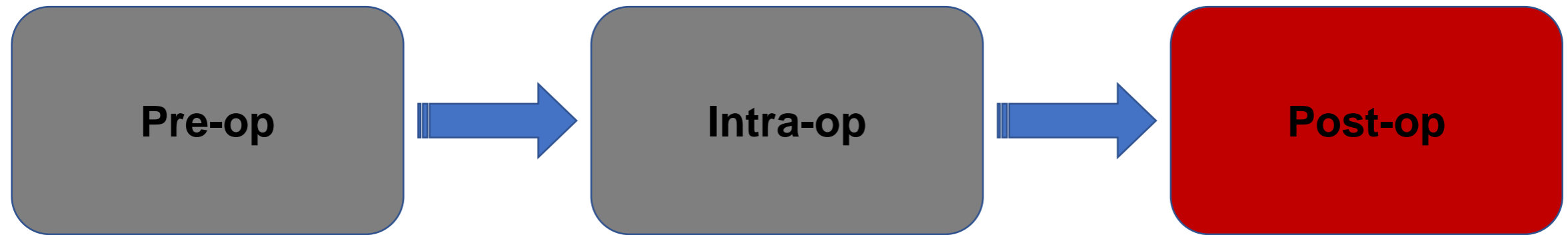


Pharmacological approach:

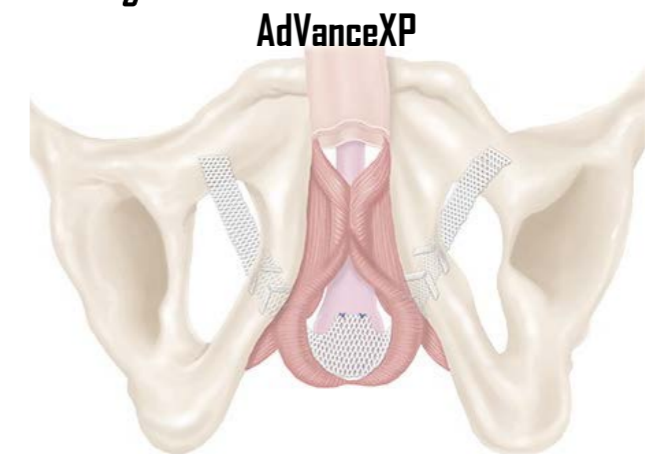
- Duloxetine (selective serotonin and norepinephrine reuptake inhibitor - antidepressant drug).
- Duloxetine increases the tone of smooth muscle of the urethral sphincter via pudendal nerve improving continence.
- Side effects: fatigue, dry mouth, nausea, and constipation are the major problems reported by patients.

EAU Guidelines suggest to offer Duloxetine only to fasten recovery of continence after prostate surgery after having advised the patient about the possible adverse events and the off-label use of this drug for PPI in most European countries.

Strategie preventive e terapeutiche



Advance Sling



Simposio REHA TICINO 2023

Simposio REHA TICINO

Giovedì 27 aprile 2023, dalle 13.00 alle 17.30

L'importanza di un approccio interdisciplinare
nella presa in carico delle disfunzioni pelvi
perineali: la nostra esperienza

